



62nd ANNUAL REPORT – 2022



COMMITTEE MEMBERS:

- President – Greg Purser
- Vice President – Elyse Eley
- Secretary – Vacant
- Treasurer – Vacant
- Michael Burgess
- Brenten Coulthard
- James Dunell
- Jarryd Purser
- Colin Riordan
- Stuart Young

CONTENTS:

- Presidents Report
- Finance Report
 - Financial Statements
 - Auditors Report
- Secretary Report
- Northern District Hockey
- Operations Report
 - Weekend Competition
 - Mid-Week Competition
 - Juniors
 - Hook-in2-Hockey
- Membership List
- Club History:
 - Life Members
 - Representative Players (Victoria & Australia)
 - Premierships
 - Hockey Victoria Awards

Cover: Greensborough Hockey Centre

President Report:

I would like to thank the Committee for all their work this year & acknowledge that with several vacant committee positions, some members had to pick up multiple roles to ensure we were able to get things done.

We understand members are more time constrained these days but like any other voluntary organisation we need all members to contribute in some way for us to be able to operate effectively. Hockey is a great sport & we have a great tradition of success but success on & off the field relies on hard work.

This year we completed the following capital works that are making ours the best club facilities in Victoria:

- Construction of spectator shelter over the terraced seating to Ground 2
- Installation of spectator seating on Ground 1 & Ground 2
- Extension of the concrete terracing to Ground 1
- Concreted pathways on West side of clubrooms from away changerooms to Ground 2, &
- Tree planting & mulching around the clubrooms
- Completed a full “re-lamping” of Ground 2 that will provide another 10 years of life before we need to consider LED upgrade
- Secured 50% funding for the installation of solar panels with battery storage schedule for installation in Mar-2023, that will help reduce our running costs

Next year we will continue to work towards completing the following projects over the next couple of years:

- LED lighting upgrade on Ground 1 to replace the infrastructure installed in 1997
- Construction of an overflow carparking area between the western end of ground 2 & the CFA training area

This year we also undertook a strategic review & invested in the “Club Map” program that is providing tools we can use to simplify many of our management programs. We also developed new Vision & Mission statements, that I look forward to the Committee rolling out in 2023.

We have also recognised a need to market ourselves better, celebrate our successes & re-engage with members who are no longer playing. Therefore, in 2023 we plan to implement an annual “Burra Reunion Day” that will be scheduled to run on the same weekend each year, so that current & past members can plan to catch up.

I would like to thank our outgoing committee members Elyse Eley, James Dunell & Stuart Young for their contributions this year & hope to see them back involved in years to come.

I would also like to acknowledge the work undertaken by Colin Riordan & Michael Burgess in running our hockey programs & together with John Hoper it was a fantastic effort to be recognised by Hockey Victoria with the award for “Best Junior H2H Program” for 2022

I would also like to thank Tegan de Man for her work as Women’s Premier League coach during the last 3 years. I can only imagine how difficult it would have been trying to run the program with so much uncertainty around how much hockey was going to be played with so many restrictions in place.

I would also like to congratulate Greg Pickford who has been appointed Women’s Premier League coach for 2023. Greg isn’t unfamiliar with the role & we wish him all the best.

Our Men’s Premier League Coaches, Heath Simpson & Rob Zull have also shown a pro-active approach to rebuilding our Men’s program. While other clubs are chasing overseas players, their approach of bringing some of our own players home is paying dividends & hopefully we will see Josh Pollard, Casey Hammond & Byron Walton back in Burra colours for the 2023 season.

I would like to congratulate all those who played finals or were selected in a Zone or State Team. It’s a great achievement that hopefully inspires you to keep training hard to achieve most that you can out of your hockey career.

The following three members, require special mention for their achievements:

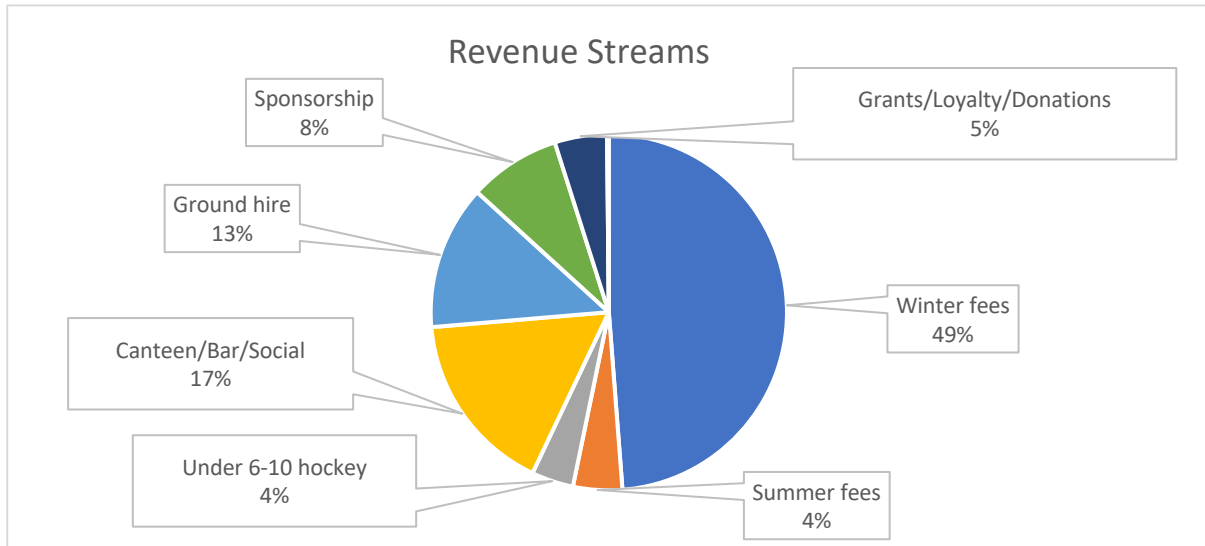
- Michael Burgess who was recognised with the Best Club Person award (Kiwi Trophy),
- Finn Dalton, the Most Promising Junior Male (Ric Purser Cup), &
- Piper Pickford, most Promising Junior Female (Danielle Green Cup)

Lastly, it’s been a hard decision, but after 13 years on the committee including five as Secretary & three as President, I have decided not to renominate for President in 2023. I will always be involved but feel it’s time for a generational change.

Treasurers Report:

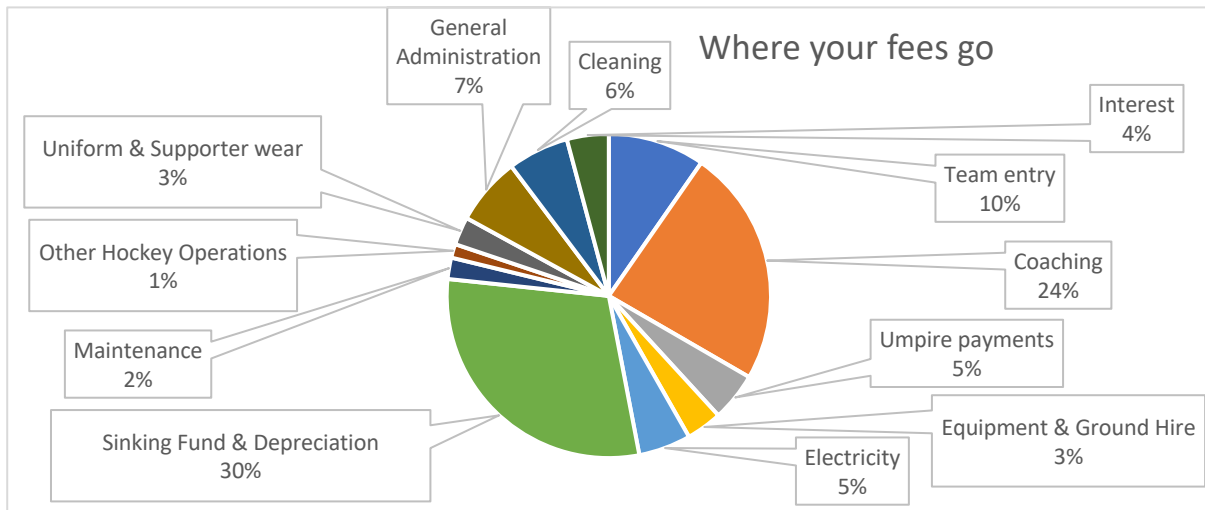
This report is a summary of the financial statements which will be available at the AGM

Overall, the year was positive for the club as we returned a profit of \$14,086. Most of the income comes from winter fees (49%) with the canteen/bar contributing 17% and ground hire 13%. Trading income was up 30% compared with last year as a direct result of us returning to play hockey for the entire season.



Expenses overall were similar to previous years, but we have increased depreciation/sinking fund provisions in recognition of the need to increase the sinking fund reserve to cover the cost of replacing ground 2 in the near future.

Expense breakdown:

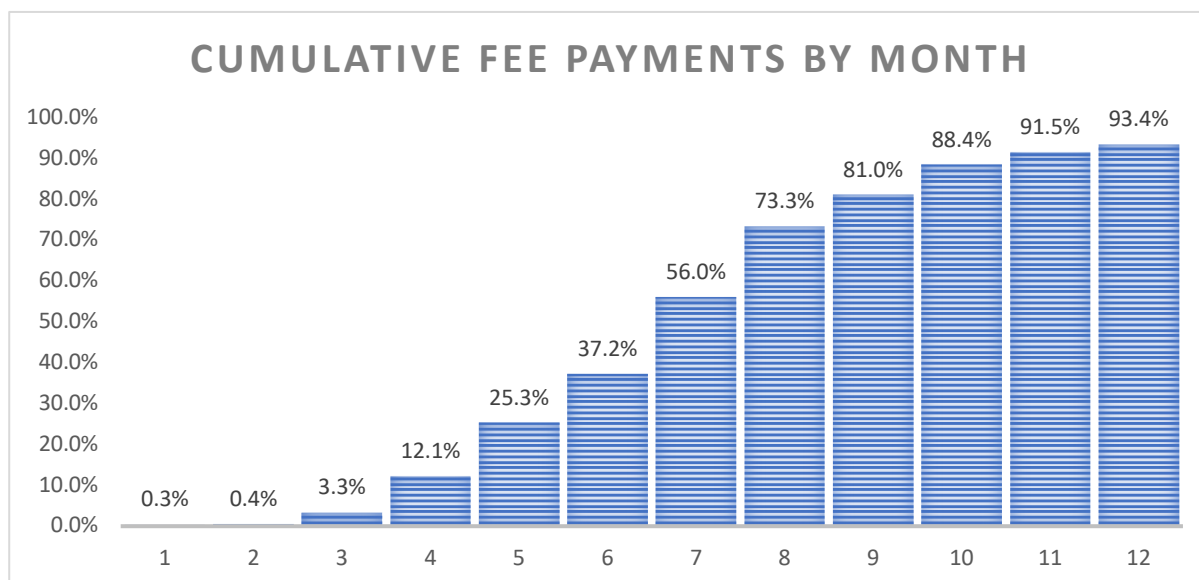


During the year \$90,000 was transferred from the sinking fund to pay the club’s contribution towards the clubrooms upgrade.

Sinking fund transactions

Financial year ending		Amount transferred	
4/04/2017	Ground resurfacing	-475,971	
Oct-17		45,481	45,481
Oct-18		18,000	63,481
Oct-19		37,100	100,581
Oct-20		0	100,581
Oct-21		75,000	175,581
23/06/2022	Clubrooms contribution	-90,000	85,581

As with previous years, fee collection continues to be a major task where despite multiple requests and the option to pay by instalments, more than 50% of fees are not paid until after the halfway point of the season.



Instalment payers

Primary Section	Sum of players	Sum of games	Sum of fees	Average fee
Juniors	7	130	2,575	367.86
Mid-week	8	130	4,160	520.00
Seniors	12	176	7,310	609.17
	27	436	14,045	520.19

Looking to the future, a significant challenge for us will be to build the cash reserves (sinking fund) to a level that allows us to maintain both playing surfaces so they remain at the standard suitable for playing and training of premier league hockey.

To meet this challenge we will need the full support of all members & supporters.

GHC Committee

Secretary Report:

We didn't have a formal secretary in 2022 but managed to get through the year with assistance from Jane O'Connell & Erika Newbegin who stepped in at various stages during the year to help. Particularly the organisation of Committee meetings such as setting dates, preparing agendas & taking the minutes.

It's often difficult to balance work, family & other commitments & still find time to assist in keeping the club running. However, we strongly encourage all our members to consider what role they could play in supporting the club & the committee, there are always small roles & having assistants to such roles as secretary, treasurer, junior coordinators & canteen mean that all the jobs can be divided up to make it easier for everyone.

GHC Committee

Northern District Hockey (NDHL):

The seventh season of #NDHL Summer Hockey was again impacted by the Coronavirus Pandemic. Resulting in a later start, reduce teams & fewer rounds. However, the playing group were resilient in their approach, & we adapted to new normal. Given the impact to hockey over the past 2 years, this campaign was importantly key to keep players engaged. It worked a treat.

Team Name	Uniform	Team Name	Uniform
St Helena Saints	Orange	Plenty Force	White / Black
Doreen Devils	Purple	Diamond Creek Demons	Navy / Red
Research Rebels	Yellow	Whittlesea Warriors	Royal / Gold
Eltham Panthers	Black / Gold	Laurimar Power	Sky / Navy

The spread of players across club members consists of under 14 (top age) to over 50 Masters both male and female.

The Competition for #NDHL7:

- 8 teams of 18
- 144 (capped) playing on a regular basis
- 12 players who didn't play winter season 2021
- 29 players from other local clubs

Year	2015/ 16	2016/ 17	2017/ 18	2018/ 19	2019/ 20	2020/ 21	2021/2022	Growth Rate
Female	16	31	35	37	52	46	42	0%
Male	78	103	107	108	128	95	101	0%
Total	94	134	142	145	181	141	143	0%

A big thank you to the Team Managers for really making this work. Another year that we had to deal with a new normal for social distancing, etc. We had some return managers for #NDHL7 – Simon Dowsett, Naomi (Cuz) Pickford, Michael Shade, Michael Coen, Siobhan Monk, Jono Doutre & Jarryd Purser. We can't do this without these guys getting the teams on the part each week.

Continuing with our mantra of providing a safe, fun, "Covid Free" & slightly competitive summer hockey environment for club members & players from other local clubs. The opportunity to have players of various skill level, age & gender play in a competition that is both welcoming, supportive & enjoyable. This has again provided a great cultural experience for those involved.

A special thanks to Nick O'Connell, Colin Riordan, Sarah Young & Rod Kay (can't play without the umpires) for helping with all the administration, drafting feedback & unwavering support to bring this competition to fruition.

There has been great excitement around the setup of this competition & the level of support continues to surprise us. Plans are already in place for #NDHL8.

#NDHL7 Summer Hockey Premiers Plenty Force!

Stuart Young - Summer Commissioner #NDHL

Hockey Operations Report:

It was great to finish our season, the first since 2019. Our focus for 2022 was to get as many playing hockey as possible.

Success means different things to different people. Our top men's & women's teams compete in Premier League. Whilst this is not the sole measure of success, it is recognised that maintaining these grades is vital to retaining & providing inspiration to the juniors the club produces.

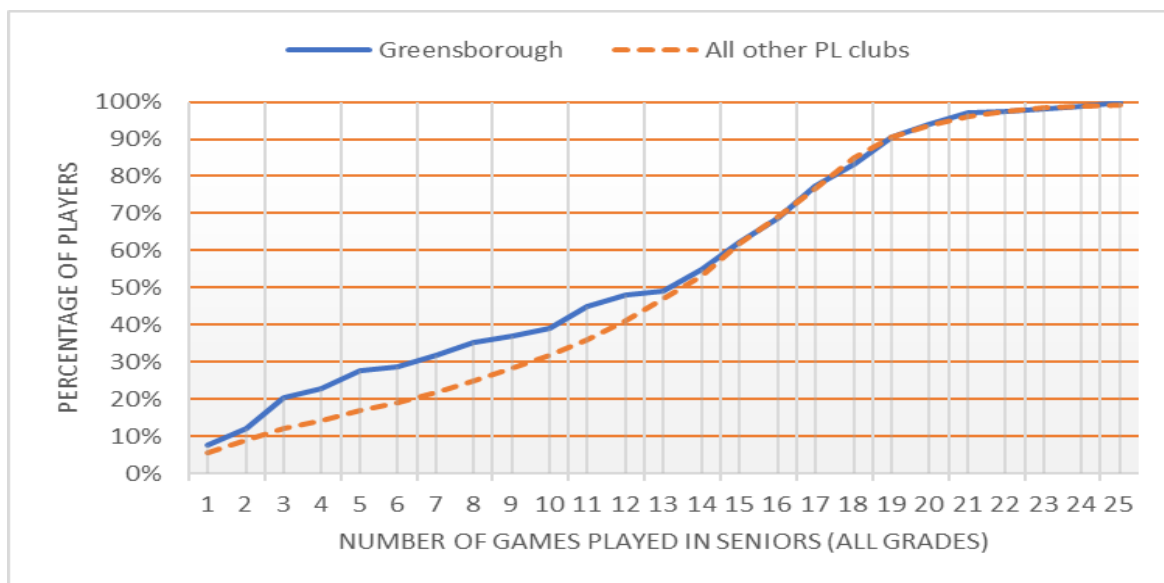
Remaining in Premier League is the focus of the club, but it is also important that we are a club where connections are built between all membership levels so that everyone feels they are part of that success.

"The key is not the will to win ... everyone has that. It is the will to prepare to win that is important".

– Bobby Knight (Former basketball Coach)

Player management is a challenge with many players unavailable due to weekend work, travel commitments, school, & injury. Such circumstances made selection difficult requiring challenging solutions on a weekly basis. Thank you to the players who played an additional game or in a different team to help us.

At Greensborough, when compared with the other Premier League clubs, we have a greater proportion of players playing less than 14 games. We do not have age-based data for the other clubs, but we believe this is because our retention of experienced players is less. This impacts our win ratios as we must rely on inexperienced players.



At Greensborough, the focus on juniors playing seniors has never been more important than this season, with 40 junior players playing in a senior team. It is now dependant on everyone to ensure they continue to grow & enjoy hockey at this higher level. Working on juniors, so they want to play seniors is not enough, we must also make them welcome.

With the aim of improving our coaching, we appointed John Hooper as the clubs Development coach in 2021. John's work with junior players & coaches will take time to bear full fruition, but early indicators are very positive. During the year, John helped coordinate team selection, supported the coaches & players through advice, training sessions, & support during games. John also led the Saturday morning junior program for primary school children, & the weekly Thursday night skills program.

We also continued our successful junior goalkeeper program led by Bec Bartel, who worked with junior goalkeepers on a weekly basis during the season. We are very fortunate to have somebody with Bec's experience & enthusiasm to develop our younger goalkeepers.

Focus for 2023 & Beyond

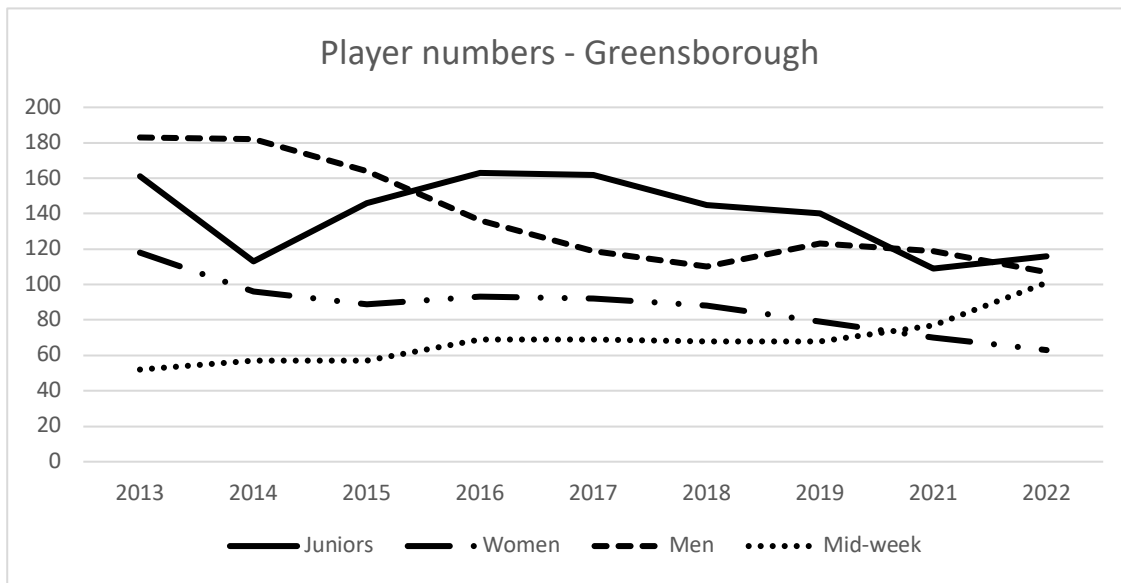
1. We are competing against other clubs & sports, & everyone is working hard for their share, so doing the same as we always have is not going to give us success in the future
2. To survive in Premier League, we need competitive junior teams, to have competitive junior team we must increase retention rates
3. We need a winning culture because it is good for the club, but winning must not become everything
4. Regardless of the grade, we need players with the desire to be better players & to learn
5. Good coaches help our players to be better, so we need ways to increase the number of qualified coaches

6. Focus on building the club culture so members want to be part of something bigger than themselves because the more people regularly volunteering, the more enjoyable & sustainable the club becomes

Thanks to the coaches & managers, of all teams whose time & effort continue to contribute to the smooth running of the club.

Hockey Victoria Club Competition Teams 2022:

In 2022 the club with 312 players, was ranked 14th (based on the number of players). Like most clubs, there is a general decline in overall playing numbers, making it difficult to maintain teams catering for the full range of abilities.



The win ratio is a Key Performance Indicator (KPI) but only because it is a measure of the direction we are heading. If a higher win ratio was our prime objective, dropping teams down the grades would be one way to achieve a higher win ratio.

Winning is important, it is not everything. In 2022 the clubs overall win ratio was 39%. Player motivation is impacted by team performance, but other factors such as how the team prepares, especially the desire to improve are more important.

Moving teams into lower grades may improve the teams win ratio, but it does not make our players more skilful. To become better players, we must be better prepared than the clubs we compete against, & we must compete against better players.

Junior Section:

In the Hockey Victoria junior program, we had 116 players involved ranking us 12th based on the number of players. We averaged 2.5 goals for & 2.6 against, producing a win ratio of 39%, the same ratio as last year.

In 2021 we did not have an under 16 boys' team so in 2022 we were determined to avoid this & running a team in each age group was made a high priority. To achieve our goal, we:

1. Ran an aggressive recruiting program where players from teams low on numbers were asked to recruit their friends from school
2. Boosted player numbers in an age group by elevating players to a higher age group

Focus for 2023:

- Next Gen Academy to commence in February
- Prepare for the main competition in May with:
 - Early confirmation of team numbers so gaps are identified
 - Commencing team training first week March

- Running practice matches commencing first week in April
- Ensure we have a minimum of one boys & one girls team in every age group except 18's where only mixed competitions run
- Introduce a junior **umpire** development program for junior players & parents
- Encourage all players to train two nights per week (Thursday night skills training in addition to team training)
- Host after training "pizza nights"

The following players "graduated" after their final year juniors, & from next year, they will solely play senior hockey. ALL THE BEST TO EVERYONE

Elliott Bryant, Finn Dalton, Caitlin Dowsett, Brayden Harrison, Gabriel Jackson, Rylee Maxfield, Ned Polidano, Ashlyn Reeves, James Tyler

Men's Weekend Competition:

In 2022 we had 107 players and five teams, ranking us 13th based on player numbers. We averaged 1.9 goals for and 3.4 against producing a low winning ratio of 26%.

In 2022, 21 junior boys played in a senior team during 2022, ranking us number 1 on the list of clubs for this statistic. Most had limited senior hockey experience, so they played in the lower grades. In the years to come we hope to see them advance up the grades.

Like the women's section, the biggest decline in the number of teams has been in the lower grades, making it difficult for junior boys to gain suitable experience before progressing to higher grades.

Increasing the number of teams in the lower grades is a priority but at this level we require team managers/captains willing to organise the teams.

Focus for 2023

- Direct maximum efforts towards the retention of Premier League status for the first team
- Confirm team goals for Reserves and Pennant A
- Create more opportunities for players with the potential to gain experience in higher grades
- Increase the number of lower grade teams by offering mid-week "stick & ball" activities and a fee structure designed to encourage the return of former players and grow the number of teams

Men's Premier League

Position	Played	Wins	Draws	Losses	BYEs	For	Against	Diff.	Points	WR	Goals for per game	Goals against per game
12	19	5	1	13	0	32	54	-22	16	26%	1.7	2.8

Coach	Heath Simpson	
Coach	Rob Zull	
Most games	Nick O'Connell	19
Most games	Jordan Rees	19
Most games	William Robbins	19
Most goals	Jordan Rees	12
Best & fairest	Ash Bingle	
Number of players taking the field		23
Average number of games per player		12.7

Men's Premier League Reserves

Position	Played	Wins	Draws	Losses	BYEs	For	Against	Diff.	Points	WR	Goals for per game	Goals against per game
12	19	6	5	8	0	51	46	5	23	32%	2.7	2.4

Coach	Craig Armstrong	
Most games	Alex Pozzobon	19
Most games	Albert Robbins	19
Most games	Adam Spatharis	19
Most goals	Ryan Nangle	11
Best & fairest	Clayton Thompson	
Number of players taking the field		30
Average number of games per player		9

Men's Pennant A

Position	Played	Wins	Draws	Losses	BYEs	For	Against	Diff.	Points	WR	Goals for per game	Goals against per game
9	18	5	2	11	0	37	55	-18	17	28%	2.1	3.1

Coach	Mark Ford	
Most games	Justin Hooper	16
Most games	Nathan Hooper	16
Most goals	Jarryd Purser	7
Most goals	Gordon Zull	7
Best & fairest	Michael Hackett	
Number of players taking the field		37
Average number of games per player		6.8

Men's Pennant C

Position	Played	Wins	Draws	Losses	BYEs	For	Against	Diff.	Points	WR	Goals for per game	Goals against per game
7	16	3	0	13	2	18	69	-51	9	19%	1.1	4.3

Most games	Scott Bartel	16
Most goals	Adam Eley	4
Best & fairest	Daniel Retief	
Number of players taking the field		48
Average number of games per player		4.4

Men's Metro 1

Position	Played	Wins	Draws	Losses	BYEs	For	Against	Diff.	Points	WR	Goals for per game	Goals against per game
6	13	3	1	9	2	22	64	-42	10	23%	1.7	4.9

Most games	Andrew Adams	14
Most games	Marcus Ludwick	14
Most goals	Marcus Ludwick	4
Most goals	Frankie Raso	4
Most goals	Daniel Retief	4
Best & fairest	Frankie Raso	
Number of players taking the field		40
Average number of games per player		4.4

Women's Weekend Competition:

In 2022 there were 63 players ranking us 23rd (based on player numbers) and with only three teams it is difficult to cater for the full range of abilities, but it was an opportunity for junior girls to gain experience in a senior team.

The women's section overall averaged 1.3 goals for and 2.8 against. The winning ratio was a low 25% but 19 junior girls played in a senior team during 2022 (ranking us as 3rd on the list of clubs for this statistic).

The reduction in lower grade teams is a serious issue. Experienced players are needed to help the transition of junior players to senior teams. Encouraging players to return to hockey is therefore a priority.

Focus for 2023

- Direct maximum efforts towards the retention of Premier League status for the first team
- Encourage as many junior girls as possible to play seniors
- Encourage senior players to connect with junior programs

- Pennant C players to attend senior training on a regular basis
- Recruit senior players allowing us to re-enter a fourth team
- Run at least one social event involving players from all women's teams

Women's Premier League

Position	Played	Wins	Draws	Losses	BYEs	For	Against	Diff.	Points	WR	Goals for per game	Goals against per game
14	19	3	0	16	0	18	70	-52	9	16%	0.9	3.7

Coach	Tegan deMan	
Most games	Fiona Bathie	19
Most games	Naomi Brasier	19
Most games	Emma Nangle	19
Most games	Chayla Reeves	19
Most goals	Chayla Reeves	4
Best & fairest	Naomi Pickford	
Number of players taking the field		21
Average number of games per player		12.8

Well after what felt like so many pre-seasons in a row with no or very little match practice it was nice to finally get to play a full season of hockey again. What impressed me the most was how dedicated the players were to turn up & keep working on their fitness & skills with such uncertainty of when we were going to be returning to a proper season.

Knowing that 2022 was going to be a challenging year for the team, I was so proud of the effort, the motivation & the teams attitude week in, week out to always give their best. Results weren't necessarily our measure of success this year. Success was measured in other ways. We had new leaders step up & take control of the group. We had players with limited experience take on key roles around the field where they grew & developed with confidence & we had others who debuted in the Premier League Competition. All these opportunities gave players the chance to grow & improve both on & off the hockey field.

Thank you to Colin Riordan who was team manager on match days in 2022 & to Sarah Young for the time you gave to the team in those unfinished seasons. I also want to thank Cheeks (Peter O'Connell), Greg Pickford & Courtney Jacklin as the 2s coaches over that time.

Congratulations to Naomi Pickford on winning the Best & Fairest Women's Premier League player & voted as the players player by her peers. She brings a lot of experience & control to the game, but it is her never surrender attitude that encourages others to continue to work just as hard.

Fiona Bathie was awarded the Brad Duncan trophy as recognition for the hard work put in over the last few years. Fi showed such dedication to turning up & working hard at every session. She consistently became a player who could be relied upon & would stop at nothing to do what she could, including putting her body on the line, for the team.

Congratulations to Jemma Neal, Alyssa Azrein, Emma Ludwick & Piper Pickford who played their first of what I'm sure will be many WPL matches. Congratulations Chayla Reeves the WPL highest goal scorer.

Finally thank you to all the players. I am so proud of the team I got to coach. Such a positive team of young ladies coming together because we enjoy playing hockey.

Tegan de Man

Women's Premier League Reserves

Position	Played	Wins	Draws	Losses	BYEs	For	Against	Diff.	Points	WR	Goals for per game	Goals against per game
11	19	5	3	11	0	30	54	-24	18	26%	1.6	2.8

Coach	Peter O'Connell	
Most games	Ashlea Boxer	19
Most games	Jemma Neal	19
Most goals	Alana McQueen	8
Best & fairest	Alana McQueen	
Number of players taking the field		39
Average number of games per player		6.8

Women's Pennant C

Position	Played	Wins	Draws	Losses	BYEs	For	Against	Diff.	Points	WR	Goals for per game	Goals against per game
6	18	6	5	7	0	22	35	-13	23	33%	1.2	1.9

Coach	Brenten Coulthard	
Most games	Claire Coulthard	18
Most goals	Tegan deMan	4
Best & fairest	Ilse Dunell	
Number of players taking the field		33
Average number of games per player		6.9

Mid-Week Competition:

The number of players in this section has been increasing. For most teams in this section the social aspects are just as important as competing. Each week, filling the teams was challenging with work, family commitments, and injuries all making it difficult to have a set team each week.

Women's mid-week 35+

Position	Played	Wins	Draws	Losses	BYEs	For	Against	Diff.	Points	WR	Goals for per game	Goals against per game
1	15	14	0	1	3	65	9	56	42	93%	4.3	0.6

Most games	Christine Cervene	15
Most goals	Stephanie Riordan	17
Best & fairest	Marissa Parkinson	
Number of players taking the field		25
Average number of games per player		6.7

The clubs only premiership team in 2022, defeating Mentone in the Grand Final.

Premiership team - Belinda Ackerley, Laurie Alonzo, Bec Bartel, Christine Cervene, Micahl Creamer, Tegan deMan, Lucy Kutrolli, Tiffany Linton, Marissa Parkinson, Emma Proudlock, Stephanie Riordan, Maria Romagosa

Women's mid-week 45+

Position	Played	Wins	Draws	Losses	BYEs	For	Against	Diff.	Points	WR	Goals for per game	Goals against per game
6	15	7	2	6	0	32	44	-12	23	47%	2.1	2.9

Most games	Ann Hampel	15
Most games	Wendy Ludwick	15
Most games	Anette Stott	15
Most goals	Doneita Ridzuan	7
Best & fairest	Amanda Ellery	
Number of players taking the field		18
Average number of games per player		9.4

Men's mid-week Open

Position	Played	Wins	Draws	Losses	BYEs	For	Against	Diff.	Points	WR	Goals for per game	Goals against per game
1	15	11	3	1	3	48	15	33	36	73%	3.2	1.0

Most games	Paul Bissett	13
Most games	Ross Connor	13
Most games	Will Creed	13
Most games	Sam Doutre	13
Most games	Adam Eley	13
Most games	Daniel Nielson	13
Most goals	Tim Doutre	12
Best & fairest	Tim Doutre	
Number of players taking the field		20
Average number of games per player		8.5

This team played in the Grand Final but unfortunately, they lost to Latrobe Uni.

Grand Final team - Eldon Abbott, Andrew Adams, Marty Ayres, Paul Bissett, Ross Connor, Will Creed, Sam Doutre, Tim Doutre, Adam Eley, Michael Eley, Daniel Nielson, Nick Oag

Men's mid-week 40+

Position	Played	Wins	Draws	Losses	BYEs	For	Against	Diff.	Points	WR	Goals for per game	Goals against per game
5	14	4	5	5	0	25	38	-13	17	29%	1.8	2.7

Most games	Brenten Coulthard	13
Most goals	Ben Hopkins	7
Most goals	Andrew L'Estrange	7
Best & fairest	Andrew L'Estrange	
Number of players taking the field		26
Average number of games per player		5.8

Men's mid-week 45+

This team made it to the Preliminary Final but lost to Melbourne University.

Position	Played	Wins	Draws	Losses	BYEs	For	Against	Diff.	Points	WR	Goals for per game	Goals against per game
1	18	12	3	3	0	40	17	23	39	67%	2.2	0.9

Most games	Michael Shade	17
Most goals	Tarwinder Kullar	10
Most goals	Harinder Jit Sign	10
Best & fairest	Simon Dowsett	
Number of players taking the field		21
Average number of games per player		10.9

Men's mid-week 60+

Position	Played	Wins	Draws	Losses	BYEs	For	Against	Diff.	Points	WR	Goals for per game	Goals against per game
7	18	8	0	10	0	38	35	3	24	44%	2.1	1.9

Most games	Mark Ford	18
Most goals	Tony Bathholomeusz	17
Best & fairest	Hendrick Six	
Number of players taking the field		17
Average number of games per player		11.9

Junior Teams:

Girls under 12

Position	Played	Wins	Draws	Losses	BYEs	For	Against	Diff.	Points	WR	Goals for per game	Goals against per game
6	11	1	1	9	0	5	29	-24	4	9%	0.5	2.6

Coach	Sam Mahony	
Coach	Anton Mahony	
Most games	Francesca Bucknell	10
Most games	Ella Donovan	10
Most games	Ariana Gray	10
Most games	Jasmine Hartung	10
Most games	Alerah Jones	10
Most goals	Aimee Retief	3
Best & fairest	Francesca Bucknell	
Number of players taking the field		14
Average number of games per player		8.2

Girls under 14

Position	Played	Wins	Draws	Losses	BYEs	For	Against	Diff.	Points	WR	Goals for per game	Goals against per game	
	7	10	2	2	6	1	16	26	-10	8	20%	1.6	2.6

Coach	Andrew L'Estrange	
Coach	Anette Stott	
Most games	Imogen Bartel	9
Most games	Elise Butler	9
Most games	Claire Coulthard	9
Most games	Georgia L'Estrange	9
Most games	Aya Nickless	9
Most games	Aimee Retief	9
Most goals	Aimee Retief	6
Best & fairest	Aimee Retief	
Number of players taking the field		16
Average number of games per player		7.4

Girls under 16

Position	Played	Wins	Draws	Losses	BYEs	For	Against	Diff.	Points	WR	Goals for per game	Goals against per game	
	6	13	4	3	6	0	24	39	-15	15	31%	1.8	3.0

Coach	Tony Lander	
Most games	Jamieson Lander	12
Most games	Piper Pickford	12
Most goals	Piper Pickford	5
Most goals	Chloe Wilkins	5
Best & fairest	Piper Pickford	
Number of players taking the field		18
Average number of games per player		7.9

Boys under 12

Position	Played	Wins	Draws	Losses	BYEs	For	Against	Diff.	Points	WR	Goals for per game	Goals against per game	
	1	12	10	1	1	2	41	3	38	31	83%	3.4	0.3

Coach	Talen Rees	
Most games	Bray Clark	11
Most games	Kade Coulthard	11
Most games	Alex Porthouse	11
Most goals	Cruz Trounce	7
Best & fairest	Kade Coulthard	
Best & fairest	Cruz Trounce	
Number of players taking the field		18
Average number of games per player		7.6

This team were defeated in the Grand Final by KBH Brumbies.

Grand Final team - Lachlan Bird, Bray Clark, Ryker Coppola, Kade Coulthard, Mason Cracknell, Felix Dunell, Austin Elliott, Daniel Lighter, Tob McPhan, Liam Patford, Jenson Pollet, Alex Porthouse, Manroop Singh, Paramdeep Singh, William Sorenson, Cruz Trounce

Boys under 12 half field

Coach	Michael Burgess	
Most games	Lucas Bunt	11
Most games	Mason Burgess	11
Most games	Patrick Everett	11
Most games	Tom Stevens	11
Most goals	Sebastian Vickers	8
Best & fairest	Erik Bosco	

Boys under 14

Position	Played	Wins	Draws	Losses	BYEs	For	Against	Diff.	Points	WR	Goals for per game	Goals against per game	
	5	12	5	2	5	1	37	26	11	17	42%	3.1	2.2

Coach	Mark Ford	
Most games	Jashandeep Deol	11
Most games	Connor Patford	11
Most games	Manroop Singh	11
Most games	Cooper Thorn	11
Most goals	Manroop Singh	13
Best & fairest	Paramdeep Singh	
Number of players taking the field		18
Average number of games per player		7.7

Boys under 16

Position	Played	Wins	Draws	Losses	BYEs	For	Against	Diff.	Points	WR	Goals for per game	Goals against per game	
	7	12	4	1	7	2	27	61	-34	13	33%	2.3	5.1

Coach	Billy Robbins	
Most games	Aidan Carmody	11
Most games	Lincoln Jackson	11
Most games	Adam Kimpton	11
Most games	Ethan Maxfield	11
Most games	Logan Maxfield	11
Most games	Callum Pickford	11
Most games	Jack Porthouse	11
Most games	Daniel Retief	11
Most goals	Callum Pickford	12
Best & fairest	Callum Pickford	
Number of players taking the field		16
Average number of games per player		9.4

Mixed under 18

Position	Played	Wins	Draws	Losses	BYEs	For	Against	Diff.	Points	WR	Goals for per game	Goals against per game	
	4	12	6	1	5	2	51	30	21	19	50%	4.3	2.5

Coach	Scott Bartel	
Most games	Caitlin Dowsett	11
Most games	Ned Polidano	11
Most games	Ashlyn Reeves	11
Most games	Ethan Thompson	11
Most goals	Finn Dalton	13
Best & fairest	Ned Polidano	
Number of players taking the field		17
Average number of games per player		8.5

This team were defeated in the Grand Final by Craigieburn Falcons.

Grand Final team - Alyssa Azrein, Emma Bartholomeusz, Lily Bartholomeusz, Elliot Bryant, Finn Dalton, Caitlin Dowsett, Gabriel Jackson, Emma Ludwick, Rylee Maxfield, Ned Polidano, Ashlyn Reeves, Aldo Sette, Ethan Thompson, Deakin Trounce, James Tyler

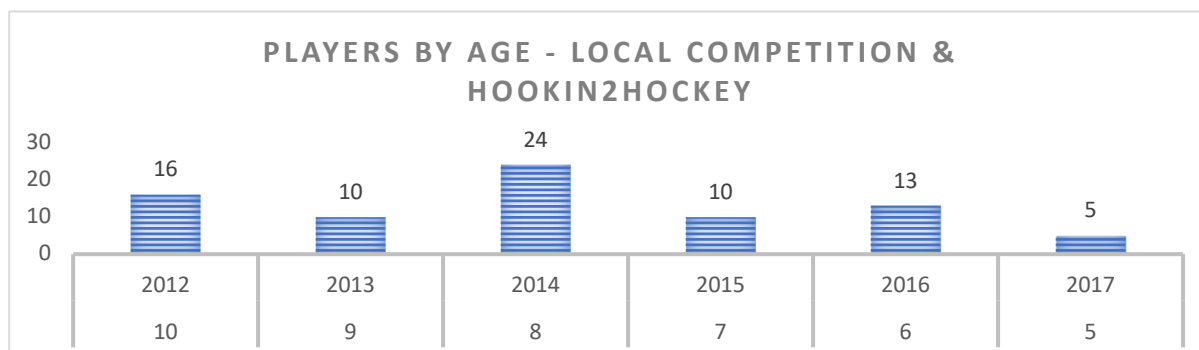
Junior Local Competition:

The purpose of the local competition is to serve as the bridge between Hookin2Hockey and the Hockey Victoria club competition (for us this starts at under 12).

To place a greater focus on skill development a decision was made not to enter under 10 teams into the Hockey Victoria competition. With all activities at Greensborough, it means less travel, and it allows us to put a greater focus on building individual and team skills. With a local competition the biggest challenge is to make sure the more advanced players get more than just foundation skills.

2021 was our first year, we managed around 40 players but with covid forcing many stoppages it was difficult to grow the numbers.

In 2022 we managed just under 80 players, but the turbulent season (covid and a long cold winter) impacted, so we often had more than 20% of our players missing due to illness.



Over the season, the coaches worked with players developing their foundation skills, positional play, and an understanding of how best to use other players in the team to attack and defend.

Focus for 2023

1. Increase the number of registered players – we need 200 to ensure a sustainable competition (two divisions of U10 & U8)
2. Increase the number of coaches – without dedicated coaches the children do not progress, and many will give hockey away

Hook in2 Hockey Program:

Hookin2Hockey is the entry point to hockey for primary school children. The aim of the program is to teach the kids the fundamental skills allowing them to move into the team environment where they can progress into regular competition

The focus of this group is on having fun while learning the basic skills of moving with the ball. This group was made up of new starters and 4–6-year old's. With the support of several parents, each session finished with a small game.

The older players in this group are quickly advanced when they are judged ready for the Local Competition i.e., they have developed the fundamental skills & motivation needed for advancement.

Focus for 2023

1. Provide an entry point to hockey for primary school children
2. Provide the foundation skills needed for any that choose to advance to higher levels
3. Maintain a group of 4–6-year old's throughout the year

Colin Riordan - Hockey Operations

Representative Honours:

VICTORIAN REPRESENTATIVES:

Australian Hockey League:

Rachael Lynch

Australian Championships:

(U/18) Finn Dalton, Ashlyn Reeves **(U/15)** Piper Pickford, Callum Pickford **(U/13)** Aimee Retief, Aiden Carmody

Australian Masters:

(40+) Ben Hopkins, Frank Rasso, Naomi Pickford **(45+)** Matthew Trounce, Brenten Coulthard (Manager), Joe Rasso, Sam Canatta, Laurie Alonzo **(50+)** tbc **(55+)** David Neal, Michael Shade **(60+)** Greg Purser, Kevin McLaughlin, Mark

Lendon, Jeff John (65+) Mark Ford (Coach), David Spiden, Gil Doutre, Carol Brewster (70+) Barry Collins (75+) Chris O'Dempsey

Australian Championship Umpires:

Michael McLean (Senior Country Manager), Lachlan Purser (U/18)

RED DEVILS REPRESENTATIVES:

Caitlan Dowsett, Alyssa Azrien, Jamieson Lander, Maya Bennette, Ilsa Dunell, Piper Pickford, Claire Coulthard, Adam Kimpton, Daniel Retief, Bray Clark, Will Sorenson, Felix Dunell, Jashandeep Deol, Aidan Carmody, Param Singh, Kade Coulthard, Austin Elliot, Imogen Bartel, Francesca Bucknell, Aimee Retief.

VPSSA REPRESENTATIVES:

(U/12) Kade Coulthard

DEVELOPMENT ACADEMY:

Aimee Retief, Aiden Carmody, Kade Coulthard, Jashandeep Deol

Greensborough Hockey Club Membership:

- Breakdown by Membership type:

Membership Type	Female	Male	2022	2021	2020	2019	2018
Life Member	6	13	19	19	19	16	16
Non-Playing*	14	44	58	60	100	45	43
Mid-Week Competition	24	48	72	59	0	86	88
Weekend Seniors	44	86	130	118	0	126	132
NDHL – Seniors*	9	20	29	36	0	15	10
Juniors (U12-U16)	42	74	116	120	0	120	123
Local Juniors (H2H)	40	40	80	70	0	98	103
Total	179	325	504	481	119	505	514

*Note: 1. NDHL - Seniors only counts "dual" club players

2. Non-Playing membership spiked during COVID lockdown due to the Covid Recovery fund

GREENSBOROUGH HOCKEY CLUB - STATISTICS:

LIFE MEMBERS:

No	Surname	Year	No	Surname	Year
1	Rick Purser*	1965	14	Paul de Man	2006
2	Arthur Stadus*	1967	15	Carol Brewster	2008
3	Jim Irvine	1969	16	Colin Riordan	2008
4	John Glover*	1976	17	Bob Aldersea	2009
5	Jim Wilson	1978	18	Henry de Man	2010
6	Doug Stewart*	1980	19	Lex de Man	2010
7	Bruce Smith	1989	20	Jean Bates (Purser)	2014
8	Don Ayres	1992	21	Robert Kennedy	2015
9	Carlie Day	tbc	22	Yvette Consolino (Sherlock)	2019
10	Murray Guy	tbc	23	Helen Mirecki	2019
11	Greg Purser	1998	24	Deb Purser	2019
12	Ian Ludwick	tbc			
13	Michael McLean* (Snr)	2004			

*Deceased

SENIOR NATIONAL CHAMPIONSHIP REPRESENTATIVES:

OUTDOOR:

No	Name	Playing Years	No	Name	Playing Years
1	Rick Purser	1953-60	1	Lauren Austin	2002, 06
2	John Purser	1963	2	Emily Riordan	2003, 05, 12
3	John Glover	1967	3	Rachael Lynch*#	2004-05, 07, 09-19
4	Jim Irvine *#	1967-84	4	Tegan Riordan	2006-07
5	Adrian Lumb	1972-75	5	Stephanie Riordan	2009-13
6	Lance Scholes	1973-76	6	Hana Peake	2010-13, 15
7	Don Ayres	1974-78, 80	7	Lucy Ockenden	2010, 12, 14-15
8	John Creamer	1975-76	8	Kylie Myth	2011
9	Paul de Man	1978-85, 87	9	Alana Butler	2013
10	Greg Purser	1979	10	Alana McQueen	2014
11	Trevor Johnston	1980	11	Nicola Hammond	2016-19
12	Lachlan Vivian-Taylor *	1998-01, 03	12		
13	James Elmer	1999			
14	Michael Trounce	1999-01			
15	Jason Manos	1999-03			
16	Alex Sneskov	2000, 02		AUSTRALIAN PLAYERS	
17	Andrew Monte	2002-09	1	211 - Jim Irvine #	1969-84
18	Daniel Mirecki *	2004-08, 10-14	2	324 - Lachlan Vivien Taylor	1998-01
19	Ian Smythe *	2004-10	3	363 - Ian Smyth	2007
20	Glenn Simpson *	2005-16	4	419 - Rachael Lynch #	2006-21
21	John Doyle	2006-07	5	374 - Glenn Simpson	2009-15
22	Malcolm Kemp *	2006-12	6	385 - Malcolm Kemp	2010
23	Josh Pollard *	2006-18	7	397 - Daniel Mirecki	2013
24	Heath Simpson	2009-14, 17	8	409 - Tim Cross	2015-16
25	Tyler Cowley	2011	9	TBC - Josh Pollard	2016-17
26	Sam Fraser	2011-12	10	415 - Casey Hammond	2016-17
27	Byron Walton	2012, 15-16			
28	Gordon Zull	2013-14		IRELAND	
29	Casey Hammond *	2013-17	1	Tim Cross	2019-22
30	Tim Cross *IE	2014-18			
31	Ashley Bingle	2017			

*Australian Senior Team, # Olympic Games, IE Ireland National Team

INDOOR:

No	Name	Years	No	Name	Years
1	Rowan Cumpston	1994	1	Emma Aldersea	1995-96
2	Matthew Trounce*	1995-01, 04, 06-07	2	Lauren Austin*	2005-06
3	Chris Grant	1997	3	Emily Riordan*	2001-13
4	Tony Lander	1997-98	4	Rachael Lynch	2007
5	David Tilker	1998-03	5	Tegan Riordan	2006
6	Peter Vivian Taylor	2004	6	Lauren Brook	2008-09
7	John Doyle	2004-06	7	Stephanie Riordan*	2008-10, 12-13
8	Matthew Pain	2005	8	Sarah Kutroli	2010
9	Matthew Pollard	2006	9	Hana Peake	2014
10	Ian Smythe	2008	10	Mel Houghton-Sims	2018-19
11	Jonathan Cross	2015			

*Australian Senior Team

PREMIERSHIPS (WINTER COMPETITION):

Year	Seniors	Masters	Juniors	Total
1961				-
1962	MA2		13N	2
1963			15A, 15N	2
1964			16N, 12A, 12N	3
1965			14N, 12N	2
1966	ME, MC		14A, 14N	4
1967			14A	1
1968	WE			1
1969			16A	1
1970	MD		16A, 12N	3
1971			16A	1
1972	MB, ME		12N	3
1973	MF			1
1974	MA1, WE, WD		G16N, M12A	5
1975				-
1976	MB1, MD4		M16P	3
1977	MG1		G16E, M12N	3
1978	MNWB, MNWD			2
1979	MSL1, MNWB, MNWC, WD, WE		M14N	6
1980	WEE, WDE, WDC			3
1981	MEA, MED, WCE, WEE		M16P, M10P	6
1982	WBE		M10N	2
1983	MNWB		M17A, G15S,	3
1984	WNE		M11E	2
1985				-
1986	MPA, WBN			2
1987	MPA, WBE			2
1988	WSL4, MPA			2
1989	WSL3		M17P	2
1990			M13P	1
1991				-
1992	MSL2			1
1993			M13A	1
1994	MSL2	V40A		2
1995			M15N, M13N, M11P	3
1996				-
1997	MSL2, W3N			2
1998	W4N			1
1999	MSL1, MPD, M2W, W5N		G15P, M11A, M11N	7
2000	MM3N, W4N	V40C, V40D	G17A, M15N, M11A	7
2001	W3S		G17A, G17N, M13A, M13N	5
2002	WSL2, MPB, MM2, MM3	V40A	G17A, G17N, M15A	8
2003	MPC, MM1, MM2, MM3, MM4, W3N	V40C	M17A, M17P, G17A, M15A	11
2004	MPA, MPD, MM2		M17A, M11A, M11P, M11N	7
2005	MM3, W4N		M17A, M17P, G15A, M13A, M13N	7
2006	MSL1, WSL1, MM2		M13A	4
2007	MSL1, MPB, MM1, MM2		M13A, M11A	6
2008	MPA, MPC, MM1, WM3, MM4		M15A,	6
2009	WSL1, MM3		M17N, M15P, G13A	5
2010	MM1	V50A, V40C	G17N, M17N	5
2011	WSL1	V40B	M17N	3
2012	MSL1, WSL1			2
2013	WPL1, MPC	V45C	M16P, G16P	5
2014	MPL1, WM3	M35B, W35B	G16P	5

Year	Seniors	Masters	Juniors	Total
2015	MPL1		M16P	2
2016	MPR	M50B, W35B		3
2017		M50B, W35B	G16P, M12	4
2018			M16P, G14P	2
2019				-
2020	Season cancelled - COVID			-
2021	Season cancelled - COVID			-
2022		W35A		1
Total				183

HOCKEY VICTORIA AWARDS:

Premier League 1 - Best & Fairest

Men - Fin McNab Medal	
2002	Lachlan Vivian-Taylor
2003	Andrew Monte
2004	Lachlan Vivian-Taylor
2011	Daniel Mirecki

Women - Don Vincent Medal	
2011	Emily Riordan

Premier League 1 – Goal Scoring

Men - Colin Batch Medal		Goals
2005-09	Andrew Monte	TBC
2010	Gordon Zull	40 *
2011	Gordon Zull	27
2012	Gordon Zull	44 *
2015	Gordon Zull	26

Women - Louise Dobson Medal		Goals
2009	Stephanie Riordan	TBC
2012	Stephanie Riordan	26

* HV Record